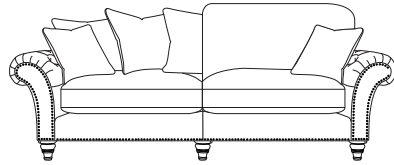
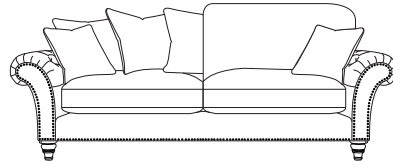


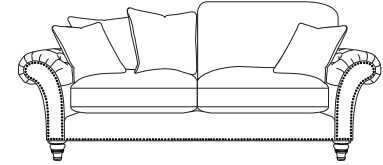
Grand Split  
W265 H101 D101cm



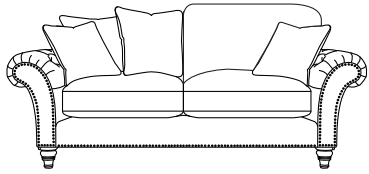
Extra Large Split  
W243 H101 D101cm



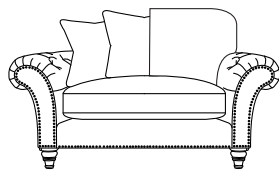
Extra Large  
W243 H101 D101cm




Large  
W223 H101 D101cm



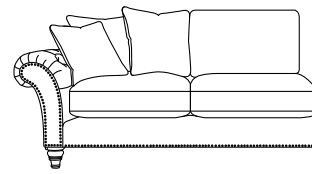
Medium  
W203 H101 D101cm



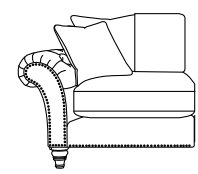
Loveseat  
W170 H101 D101cm



Curved Corner  
W145 H101 D145cm



LHF/RHF 2 Seater 1 Arm (LHF Shown)  
W207 H101 D104cm



LHF/RHF 1 Seater 1 Arm (RHF Shown)  
W123 H101 D104cm

\*All dimensions are in cm and are approximate. Actual sizes may vary.

## Specification

**Frames:** Hand-picked fully seasoned hardwoods from managed sources. All major joints are glued, screwed and stapled for added rigidity. The frames are subjected to tough testing, well in excess of normal domestic use.

**Seat suspension:** High tensile zig-zag sprung seat platform.

## Interiors

**Seat cushion filling:** High quality blown fibre in a thick cambric case.

**Also available:** Seat interior alternative - High quality foam core with a thick fibre wrap.

**Available as standard & scatter back.**

**Available studded & non-studded (non-studded as standard)**

**Scatter back cushion filling:** 100% dequilled duck feathers in a thick cambric case.

**Standard back cushion filling:** High quality blown fibre in a corovin case.

**Scatter Back Configuration:** Corner x 10, grand & extra large x 5, large & medium x 4, Loveseat x 3.

**Feet:** Solid hardwood in a limed finish.

**Inclusive Scatters:** 100% dequilled duck feathers in a thick cambric case.

Feet in Light, medium or limed finish.

**Care:** Cushions must be plumped and turned regularly to retain their performance and appearance.

**Hand crafted with pride in the UK.**