



Corner LHF/RHF (LHF Shown)
H97 W285 D179cm




Grand (optional split)
H97 W247 D106cm




X large
H97 W223 D106cm

Harlem




Large
H97 W203 D106cm



Medium
H97 W183 D106cm




Loveseat
H97 W139 D106cm



Chair
H97 W104 D106cm



Storage footstool
H48 W68 D58cm



Large footstool
H45 W94 D65cm

Specification

Frames: Hand-picked fully seasoned hardwoods from managed sources. All major joints are glued, screwed and stapled for added rigidity. The frames are subjected to tough testing, well in excess of normal domestic use.

Seat suspension: High tensile zig-zag sprung seat platform.

Back suspension: High resilient foam over a tensioned woven elastic webbed platform.

Interiors

Seat cushion filling: High quality foam core with a thick fibre wrap.

Back cushion fillings: High quality blown fibre.

Inclusive Scatters: 100% dequilled duck feathers in a thick cambric case.

Show wood: Solid Beech available in a light, medium or wenge finish.

Care: Cushions must be plumped and turned regularly to retain their performance and appearance.

Also available in leather.

Hand crafted with pride in the UK.