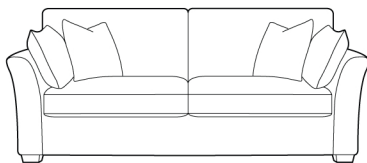
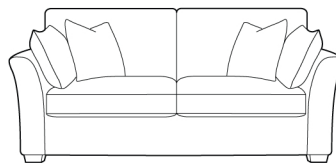


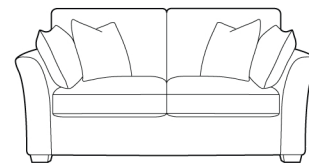
Extra Large
W224 H90 D94cm




Large
W204 H90 D94cm




Medium
W189 H90 D94cm




Small
W169 H90 D94cm



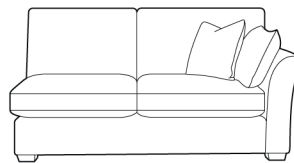
Loveseat
W126 H90 D94cm




Chair
W96 H90 D94cm




Curved Corner



2 Seater 1 Arm
W170 H90 D94cm



1 Seater 1 Arm
W95 H90 D94cm



Armless
W75 H90 D94cm



Footstool
W69 H47 D87cm

Specification

Frames: Hand-picked fully seasoned hardwoods from managed sources. All major joints are glued, screwed and stapled for added rigidity. The frames are subjected to tough testing, well in excess of normal domestic use.

10 year frame guarantee.

Seat suspension:

High tensile zig-zag sprung seat platform. (Range units)
Tensioned woven elastic webbed platform (corner units).

Back suspension: High quality elasticated support cloth.

Interiors

Seat cushion fillings: High quality foam core with a thick fibre wrap.

Back cushion fillings: High quality blown fibre.

Inclusive bolsters & scatters: 100% dequilled duck feathers in a thick cambric case.

Show wood: Solid Beech available in a light, medium or wenge finish.

Care: Cushions must be plumped and turned regularly to retain their performance and appearance.

Hand crafted with pride in the UK.